

# NucleoCounter® NC-250™

## The Fast and Precise Cell Counter

### NucleoCounter® NC-250™

NucleoCounter® NC-250™ is an integrated fluorescence microscope with dual fluorescence channels designed to detect signals from cells stained with fluorescent dyes.

Performing multiple determinations of viability and cell count is fast and easy with the NucleoCounter® NC-250™. Process 8 samples in one run. Just prepare your cell suspensions by adding the staining solution containing fluorescent dyes, load the 8 cell samples into one slide and press RUN.

The NucleoCounter® NC-250™ also provides easy, fast (5 minutes) and high precision assaying of cell cycle profiles.

In addition, you can measure cell health with our quick and reliable apoptosis assay. VitaBright-48™ stain instantly becomes fluorescent when it binds to thiols inside cells. The level of thiols correlates positively with cell health. A reduction in the level of reduced thiols in a cell is a documented event in apoptosis.

The NucleoCounter® NC-250™ is a compact benchtop instrument which fits perfectly into any cell laboratory.

## Key Benefits of the NucleoCounter® NC-250™

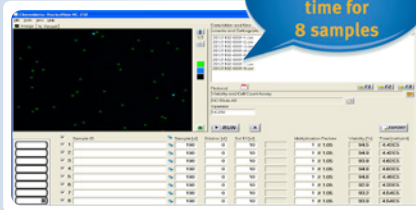
- ✓ **8 viability and cell counts in less than 3 minutes**
  - Total cell count
  - Viability
  - Cell diameter
  - % of aggregated cells
- ✓ **Up to 8 advanced analyses in one run**
  - High precision cell cycle analysis
  - Cell health determination with the fast apoptosis assay
- ✓ **Fast and easy operation**
- ✓ **Excellent reproducibility**
- ✓ **No calibration**
- ✓ **Maintenance and service free**
- ✓ **Automated PDF reports**
- ✓ **21 CFR Part 11 ready**



**NucleoCounter® NC-250™**  
*8 samples in one run!*

## Three useful Assays

Viability and Cell Count Assay

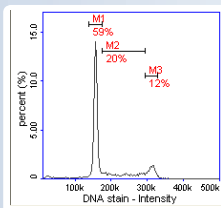


3 MINUTES  
total analysis  
time for  
8 samples

### Viability and Cell Count Assay

- 1 Mix cell sample with the staining solution, load the slide and press RUN.
- 2 Get 8 results in 3 minutes with total cell count, viability, cell diameter and percentage of aggregated cells.

Cell Cycle Assay

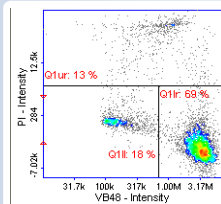


Rapid results  
without fixing  
or RNase  
treatment

### Cell Cycle Assay

- 1 Incubate cell sample for 5 minutes at 37°C with a mixture of staining solution and lysis buffer, neutralize by adding stabilizing buffer, load slide and press RUN.
- 2 Get 8 high precision cell cycle profiles in 4 minutes.

Vitality Assay



New and  
innovative  
Apoptosis  
Assay

### Vitality Assay


- 1 Add VitaBright-48™ to your sample, immediately load the slide and press RUN.
- 2 Get 8 apoptosis measurements in 4 minutes.

## NucleoCounter® NC-250™ Specifications

<b>Loading volume:</b>	30 µl for A2-slides, 10 µl for A8-slides
<b>Measurement volume:</b>	Viability and Cell Count Assay: 11.2 µl for A2-slides, 2.4 µl for A8-slides
<b>Analysis time:</b>	Viability and Cell Count Assay: 3 minutes for 8 samples in one A8-slide 2 minutes for 2 samples in one A2-slide
<b>Measurement range:</b>	Viability and Cell Count Assay: 5 x 10 <sup>3</sup> to 1 x 10 <sup>7</sup> cells/ml
<b>Optimal range:</b>	Viability and Cell Count Assay: 5 x 10 <sup>4</sup> to 5 x 10 <sup>6</sup> cells/ml
<b>Size:</b>	19 x 29 x 32 cm / 8 x 12 x 13 in. (W x H x D), weight 9 kg / 20 lb
<b>Software:</b>	NucleoView™ NC-250 software

## Automated PDF reports

Viability (%)	98.5
Live (cells/ml)	1.431E6
Dead (cells/ml)	2.79E4
Total (cells/ml)	1.459E6
Estimated cell diameter (µm)	11.7
Cell diameter standard deviation (µm)	5.9
(%) of cells in aggregates with five or more cells	0



## Next generation cell analysis is here: NucleoCounter® NC-3000™



**Do you want to know even more about your cells?**



For more information, please visit  
[www.chemometec.com/NC-250](http://www.chemometec.com/NC-250)